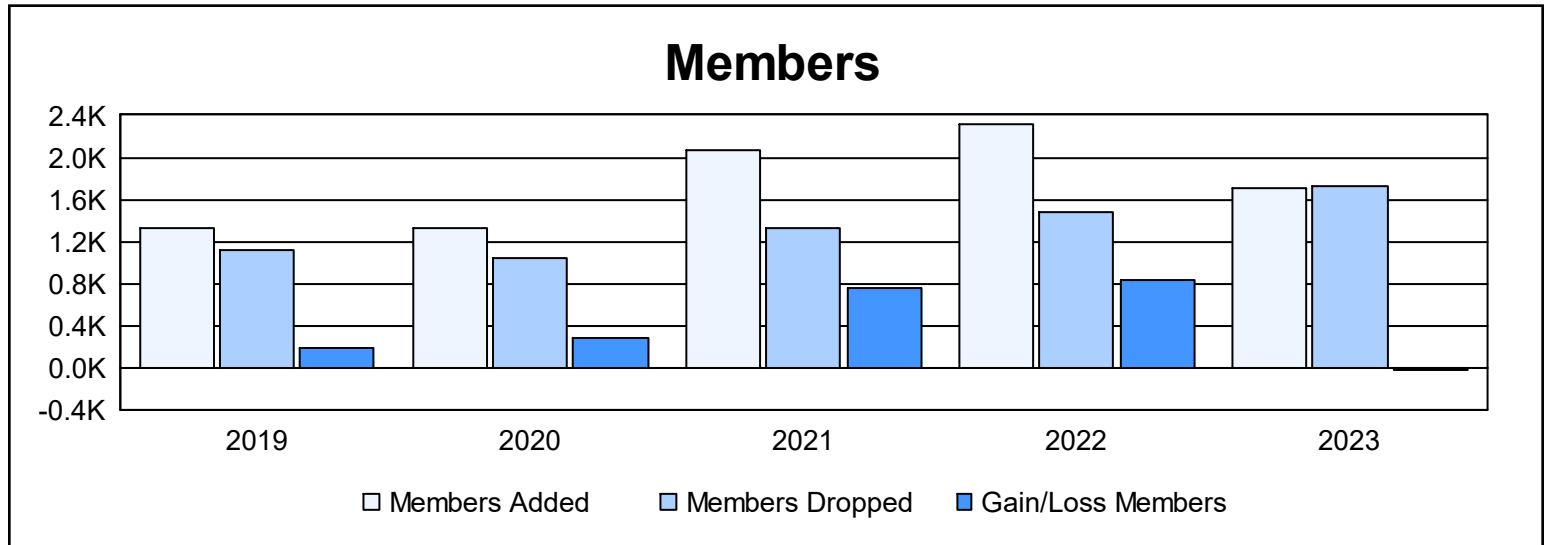
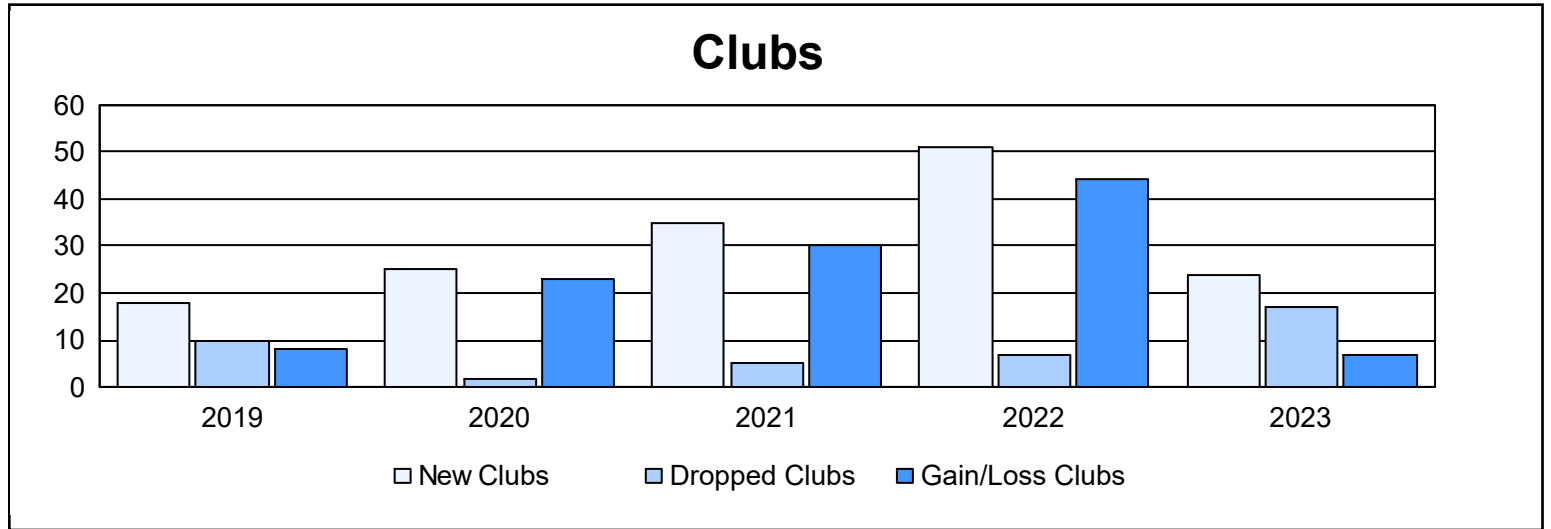
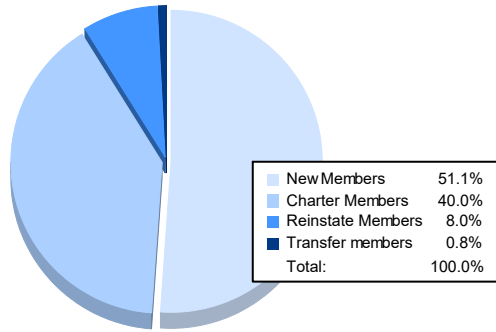


Year	New Clubs	Dropped Clubs	Gain/ Loss Clubs	New Members	Charter Members	Reinstate Members	Transfer Members	Total Member Added	Total Members Dropped	Gain/ Loss Members
2018-2019	18	10	8	673	523	110	11	1,317	1,123	194
2019-2020	25	2	23	524	702	77	22	1,325	1,036	289
2020-2021	35	5	30	936	1,016	111	4	2,067	1,318	749
2021-2022	51	7	44	914	1,322	65	7	2,308	1,471	837
2022-2023	24	17	7	872	682	137	14	1,705	1,719	-14
Average	31	8	22	784	849	100	12	1,744	1,333	411



Membership Composition June 2023 Cumulative



Gender Composition June 2023 Cumulative

